

Quick Start Kunaki

**“How to Turn Your Digital
Dust Into Physical Gold
In a Matter of Minutes!”**

MASTER RESELL AND GIVEAWAY RIGHTS

Congratulations, you now have full master resell and giveaway rights to this book! The only condition is that the content must NOT be changed in any way.

Feel free to resell, give away, or add as a bonus to an existing package. In fact, you can do anything you like with this ebook as long as the content remains unchanged.

Send this report to a friend now. They will thank you for it!

DISCLAIMER AND/OR LEGAL NOTICES

The information presented herein represents the views of the author as of the date of publication. Because of the rate with which conditions change, the author reserves the right to alter and update their opinions based on the new conditions.

This report is for informational purposes only and the author does not accept any responsibilities for any liabilities resulting from the use of this information.

While every attempt has been made to verify the information provided here, the author and his resellers and affiliates cannot assume any responsibility for errors, inaccuracies or omissions. Any slights of people or organizations are unintentional.

Proudly Published By



[The Lee McIntyre Newsletter](#)

Hype Free Internet Marketing For REAL People

Why Bother With Physical Products?

If you're just getting started online it's easy to think that Internet Marketing is all about selling ebooks. And it's not hard to imagine why almost everyone thinks this either!

Ebooks are cheap to distribute, easy to duplicate, and come complete with massive profit margins guaranteed to make your eyes water.

How many other marketplaces are there where you can produce an unlimited numbers of your product at no extra cost?

Or where you can produce a product for cents and sell for \$47, \$97, or more?

Or where you deliver your product instantly to your customers within seconds of payment and even while you're asleep?

Digital products are quick to create and easy to distribute so no wonder almost everyone starts their information publishing career by selling products in this format.

If you want to make money by selling info products online then it's not hard to see that selling ebooks has some pretty huge advantages.

However, while selling ebooks should probably be a part of every marketers marketing funnel, there's another type of product that you can sell that has most of the advantages of selling ebooks....and then a few cherries on top too!

I'm talking about a type of product where you can sell the same information for a much higher price than an ebook, and still leave your customers raving.

I'm talking about a type of product that will help you stand out from the crowded ebook marketplace, and help you develop a powerful unique

selling proposition that will allow you to stand head and shoulders above your competition in most info markets.

I am of course talking about selling physical products!

Now if you're anything like I was just a few short months ago then the thought of selling physical products is probably sending a shudder down your spine.

It sounds complicated doesn't it? It sounds like it's only something 'advanced' marketers could do?

Wrong!

You see, selling physical products can be just as easy as selling digital ones....if you know what you're doing of course.

In this special report I'm going to show you how anyone can turn their digital products into high value physical products....in one hour or less!

And if you're not convinced that this is something you might want to do for some of your current or future products then consider this extremely important point....

I sell a very popular product called [Automatic Traffic Blast](#) and my customers love it!

It's basically a set of video processes and manuals that you upload to your site and then pass to an outsourced worker and have them start generating floods of instant traffic for you.

(it's a pretty cool system and you should check it out by clicking [HERE](#) now)

Automatic Traffic Blast currently sells for \$197 + \$8.95 S/H and at that price it's an absolute steal!

But do you think I'd be able to sell this package for this price if it was a digital product with instant download?

Probably not. In fact, in a recent conversation with an experienced marketer who has tested this to death I was told that once you go above

Quick Start Kunaki

the \$97 level with a digital product, the refund rate goes through the roof.

This isn't something I've personally tested but I'm pretty sure that Automatic Traffic Blast will convert a lot better at the \$197 level as a physical product than it would as a digital download.

And the same is true for my extremely popular [Super List Building System](#) which contains more than 8 hours of advanced email marketing content.

What do you think? As a buying customer do you think you'd rather spend more money on this...



Or would you rather spend money on this...



It's important to understand that I'm not saying you should stop selling digital products. That would be crazy!

Digital products are fantastic and most marketers need these as part of their marketing funnel to appeal to those buyers who just aren't interested in having DVDs or CDs shipped to their door.

BUT if you're looking for a way to make your customers happier, provide more value, and make more money, then consider producing at least one physical product starting today.

Recently I shipped out the popular [Super List Building System](#) boxset to a whole bunch of paying customers, and within days I started to get a ton of unsolicited positive feedback.

Why? Because they were so overjoyed with the 'WOW' experience of opening the box and digging into the content that they just had to share how excited they were.

And let me tell you right now that it's a cool experience to have customers buying high ticket items and then going to the trouble of contacting you to thank you for the opportunity!

Quick Start Kunaki

So now we've talked about WHY you need to create some physical products, let me share with you a quick and easy way to get up and running in one hour less using Kunaki...

Quick Start Kunaki Step By Step

Kunaki.com is basically a giant machine that will duplicate your DVDs and CDs on demand for a super low price (currently just \$1.95 per unit).

You simply upload your CD/DVD to the Kunaki facility by following the instructions below, and then you can click a couple of buttons and have your physical products distributed around the world.

There's no need to hold any stock. You don't need to order huge production runs. You just upload your product and then have it shipped whenever a customer places an order.

Pretty nifty eh?!

To begin, it's important to understand that Kunaki is a DUPLICATION service. Kunaki don't master your product for you, or produce it in such a way that it becomes distribution ready.

Kunaki will simply duplicate and copy whatever you upload to their system. Therefore to begin you need to burn your content onto a DVD or CD in such a way that it works on your computer or DVD player.

Kunaki won't fix any problems with your DVD...they just copy what you give them!

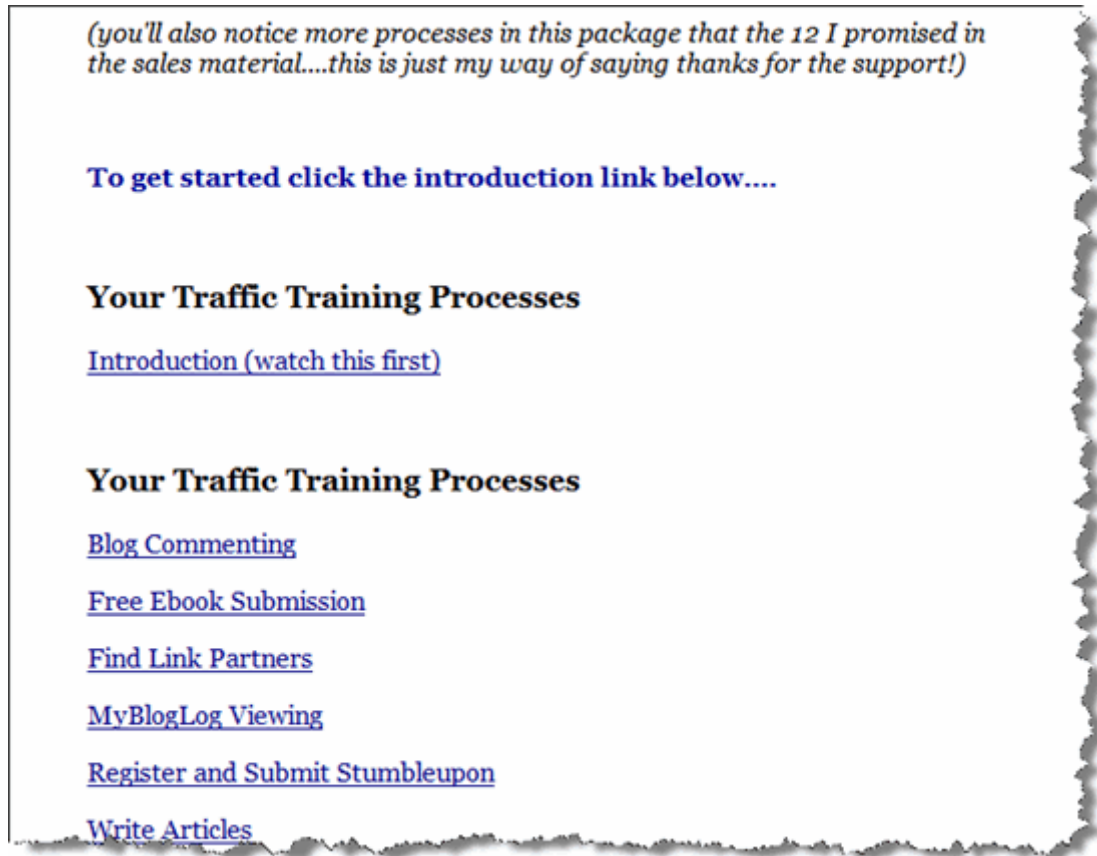
This is a Kunaki tutorial so I'm not going to discuss in any detail how to add your content to a DVD to make it ready for duplication, but if you do a few Google searches there's a ton of great content out there.

If you're just wanting to turn your PDF ebook into a physical product then you might simply want to create a basic HTML page which autoloads, and which contains a link to your ebook.

I use a similar system for my [Automatic Traffic Blast](#) product, and below you can see the HTML page that autoruns whenever anyone puts the

Quick Start Kunaki

DVD into their PC. When they click the links shown below a video training process and manual appears.



(if you wanted a quick and easy way to turn your ebook into a physical product then this would be my recommendation)

Alternatively you might want to use software such as Sony Vegas to create a fully featured DVD complete with menus and titles.

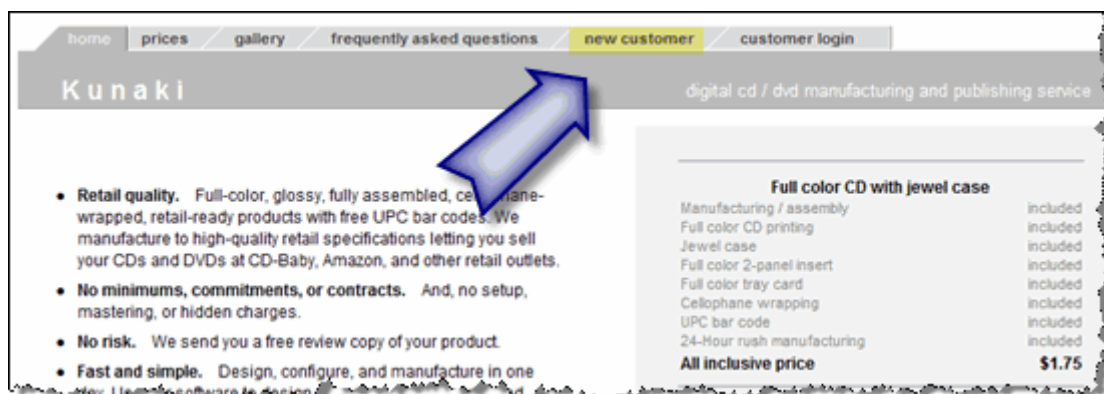
Below you can see the screen that loads when you place my [24 Hour Product Creation](#) product into your home DVD player.

Quick Start Kunaki



Once you have your DVD or CD ready to be duplicated it's time to visit Kunaki.com to create an account and upload your product to their facility.

(don't worry, it's not as scary as it sounds!)



Click the 'new customer' link above and then click the link highlighted below to download the Kunaki desktop software.

[The Lee McIntyre Newsletter](#)

Hype Free Internet Marketing For REAL People

Quick Start Kunaki

Download the Kunaki CD / DVD Publishing Software below.

The publishing software will guide you through the process:

- You select the product type (audio, video, ebook, game, data), and enter product information like title, publisher, author.
- You select and design your dvd or jewel case and disc print. Use our automated design system or custom design your own.
- You select the disc content by selecting your existing source CD/DVD.
- Your product design, and content are compiled into a master product you test and review.
- You click the publish button and your master product uploads itself to our facility.
- Your publisher account is created for you and you can order your product by accessing your publisher account.

Click [here](#) to download the CD / DVD publishing software.
(You do not need a user account to start.)

Our small, simple, friendly, publishing software downloads in about 1 minute; does **not** use Active-X components, special drivers; and can be uninstalled easily.

Non-PC users click [here](#) for instructions.

This is basically just a small application that allows you to design your packaging and upload your CD/DVD to the Kunaki facility.

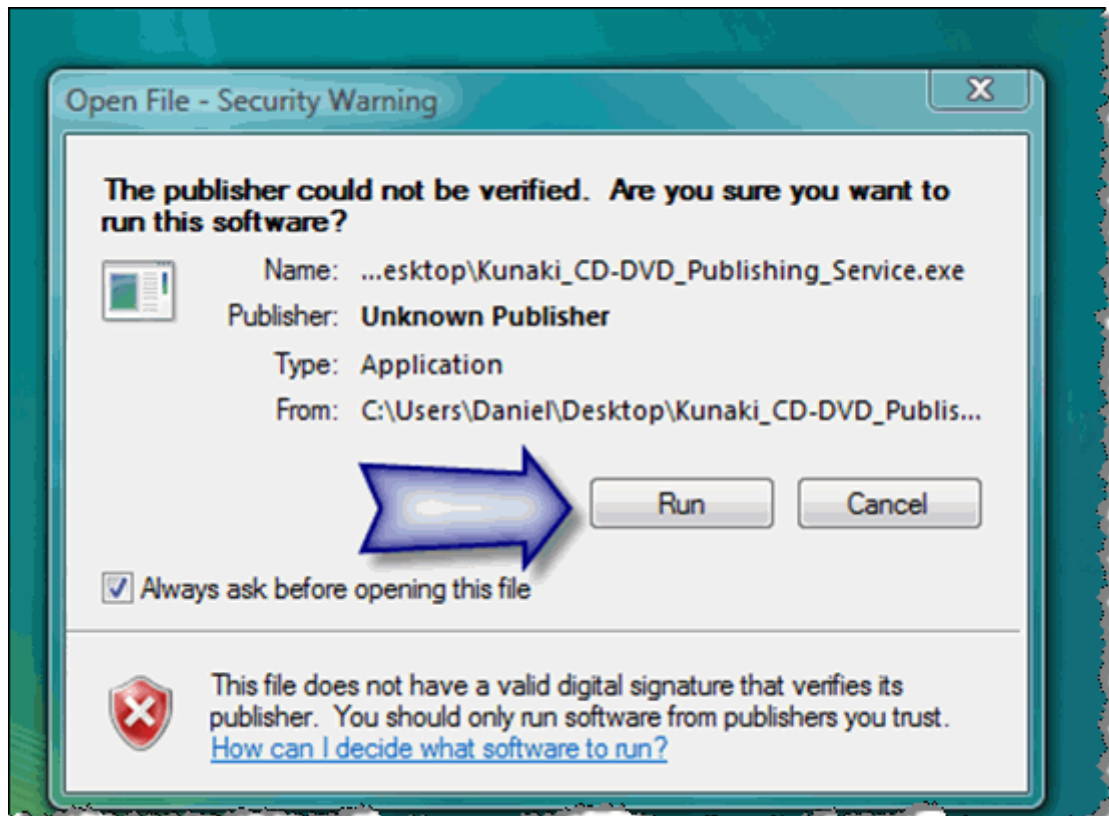


[The Lee McIntyre Newsletter](#)

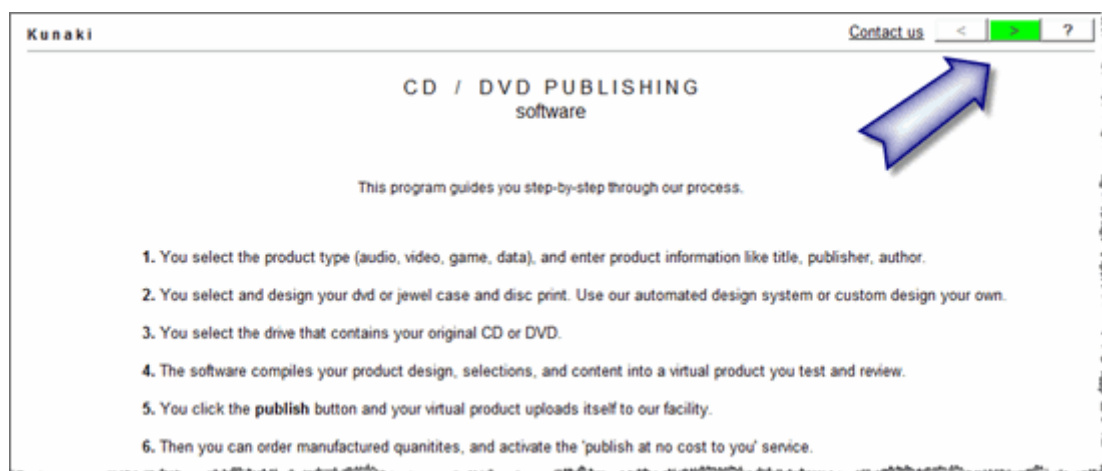
Hype Free Internet Marketing For REAL People

Quick Start Kunaki

Once it's downloaded you'll see a small icon like above. You need to double click this and then select 'run'.



Depending on the speed of your computer this might take a few moments, but eventually you'll see the screen below.



[The Lee McIntyre Newsletter](#)

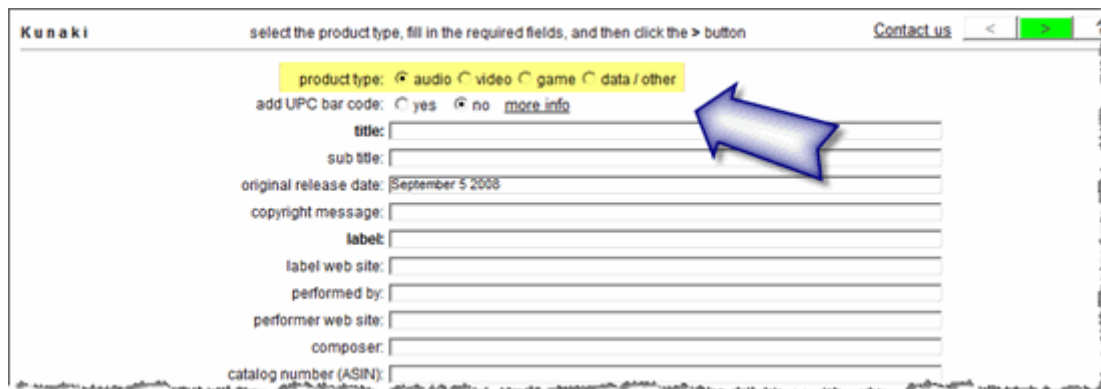
Hype Free Internet Marketing For REAL People

Quick Start Kunaki

Click the 'forward' icon as shown above and you'll then move to a screen where you have to decide what type of CD/DVD you'll be uploading.

[Automatic Traffic Blast](#) was a data dvd and so I selected 'data/other' whereas [24 Hour Product Creation](#) was a video DVD and so I selected 'video'.

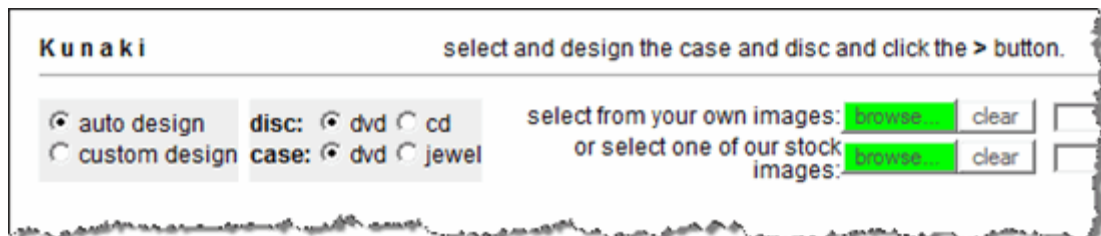
When you've made your selection simply fill in the form below, making sure you complete all the fields marked as bold.



When the form above is complete click the next icon at the top right, and you'll then move to the cover design stage where you'll design the packaging for your new physical product.

By using the radio buttons next to 'disc' and 'case' you get to decide if you want your product created on a DVD or a CD, and if you want it to be in a DVD case or a CD Jewel case.

(for [Super List Building System](#), [24 Hour Product Creation](#), and [Automatic Traffic Blast](#), I selected a DVD in a DVD case)



You also now have the choice to use a design of your own for the packaging, or to use one of the Kunaki stock images.

[The Lee McIntyre Newsletter](#)

Hype Free Internet Marketing For REAL People

Quick Start Kunaki

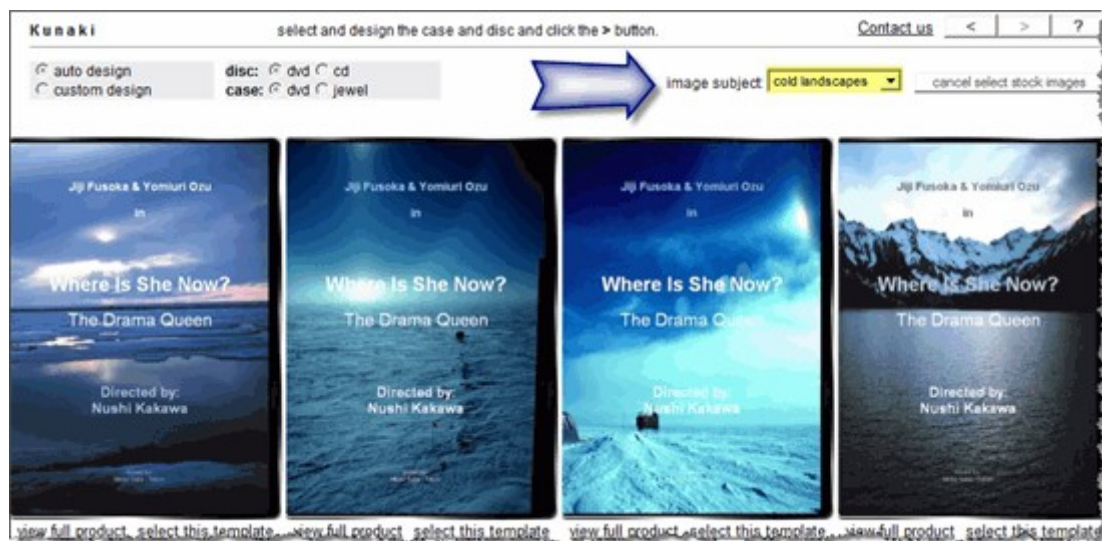
Kunaki do have a large library of images you can use, but it's worth pointing out that if you're looking for a professional finish then it's a good idea to consider spending the \$97-\$197 it would take to have a professional design you a cover that sells.

(I know you're not suppose to judge a book (or a DVD!) by it's cover but people do).

If you do opt to hire a professional make sure you specify that you'll be using Kunaki and you want the files delivered in a ready to upload format.

If you opt to use the Kunaki library images then once you've hit browse you'll see a screen like below.

From the drop down menu shown you can select different types of graphics, and when you've found the image set you like simply hit 'select this template'.



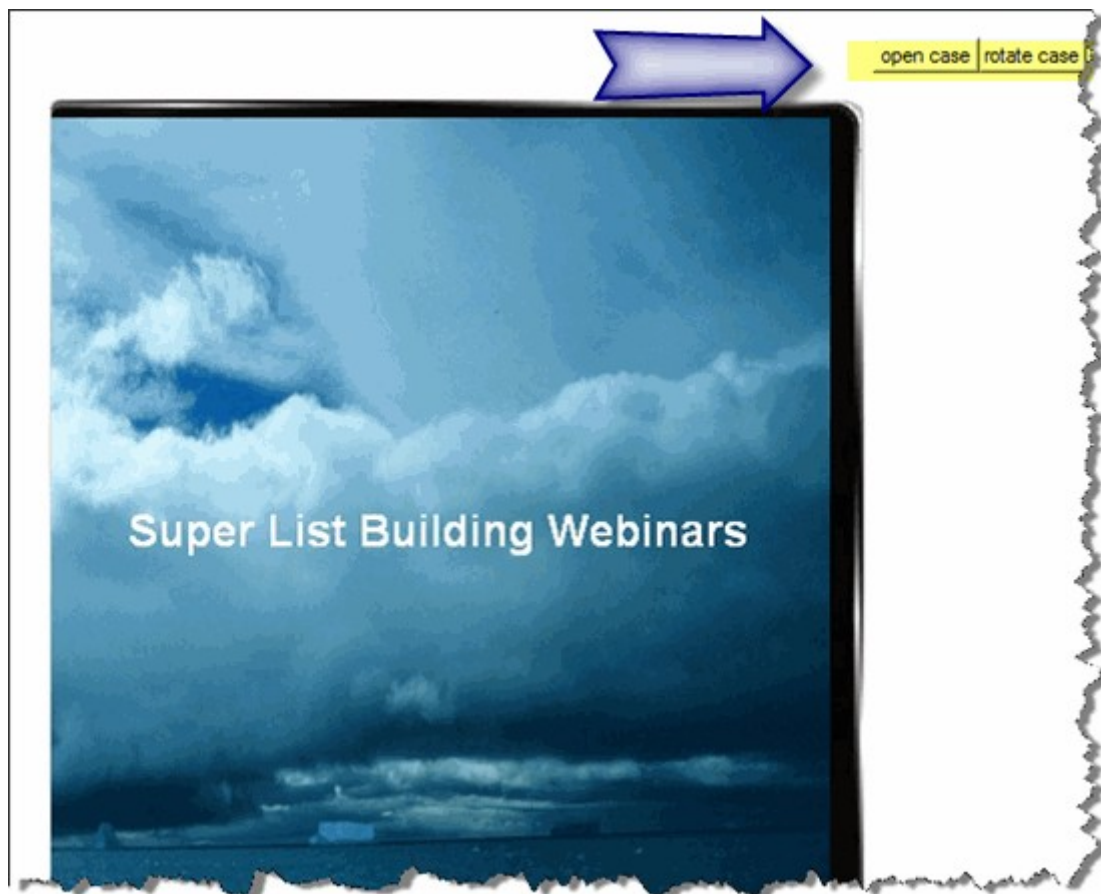
Your graphics will then 'render', and this process may take a few moments, until a screen loads showing you what your finished product will look like.

(if you're anything like me you'll probably start to get a little excited at

this stage!)

If you click 'open' and 'rotate' at the top right of the page you'll be able to see what your finished product will look like from different angles.

Below is what the Super List Building System would have looked like with a Kunaki library image...

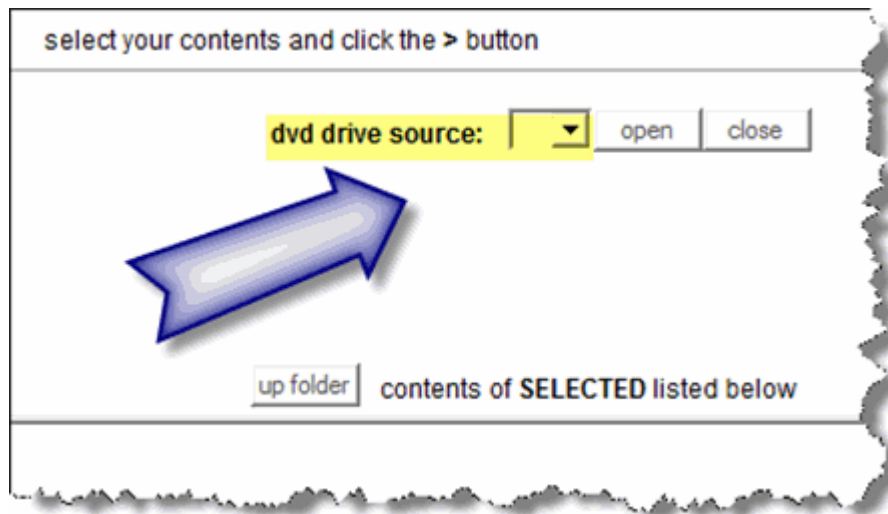


And here's what it looked like as a result of hiring a professional designer...



Once you're happy with how your graphics look then click the 'next' button at the top right of the screen and you'll now add your content to the inside.

Quick Start Kunaki



Load your ready to duplicate CD or DVD into your computer and then select the relevant drive from the drop down menu above. Once you've done this the content on your CD/DVD will then be added to the inside of the product you're about to upload to Kunaki.

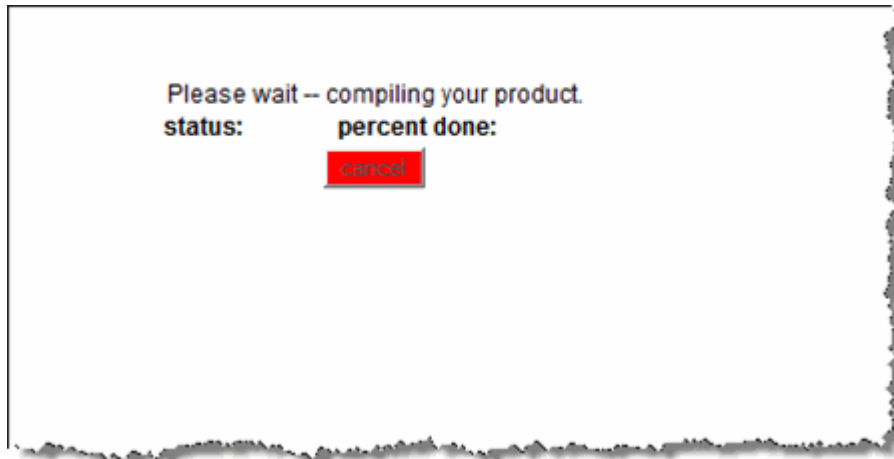
Hit next and you'll be prompted to save the work so far to your local PC.

Stick with it because you're almost there!

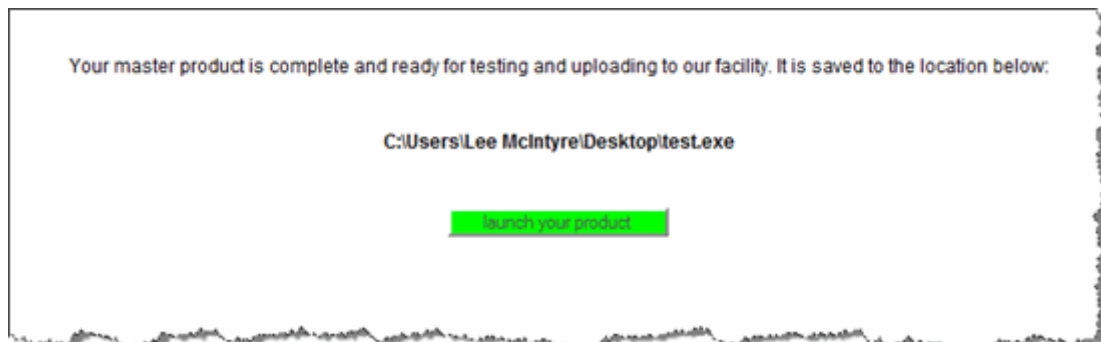
Give your work a name, select a location, and then click save.



Quick Start Kunaki



Kunaki will now 'compile' your product, and this process may take a few moments. When the screen above gets to 100% click next and you're now ready to launch your product to the Kunaki facility!



Click the green 'launch your product' icon and you'll be presented with a screen like below.

Quick Start Kunaki

Registered publishers enter your email and password here:

email:

password:

[publish](#)

[forgot your password?](#)

New publishers enter your information here:

email:

select a password:

confirm password:

last name:

first name:

organization:

division:

address:

address:

city:

state/province:

zip/postal code:

country:

telephone:

[publish](#)

[cancel](#)

If you already have a Kunaki account then simply login and click publish.

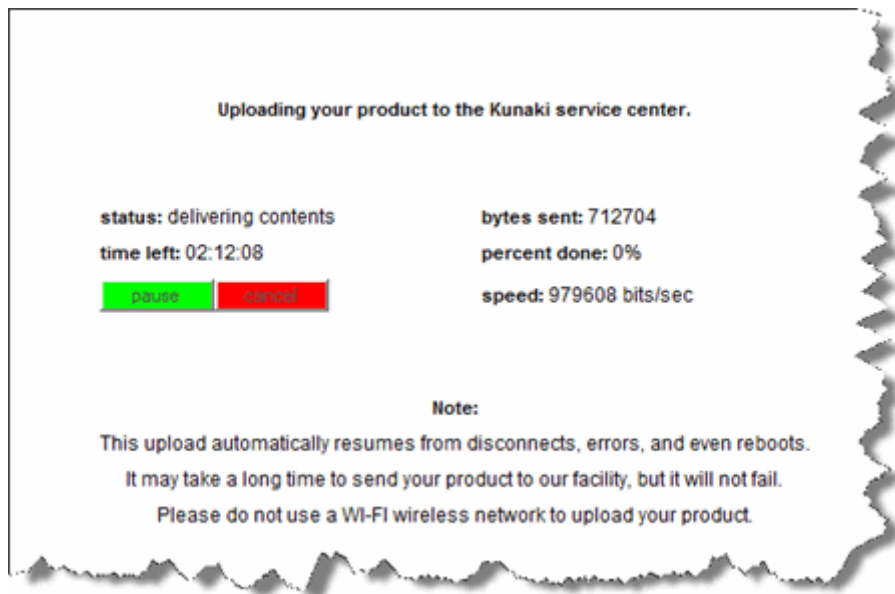
If however, this is your first time using the service then you'll need to complete the form above to create an account, and then click publish.

(you'll only have to do this once though and once your account has been created you'll use this for all future products you upload)

[The Lee McIntyre Newsletter](#)

Hype Free Internet Marketing For REAL People

Quick Start Kunaki



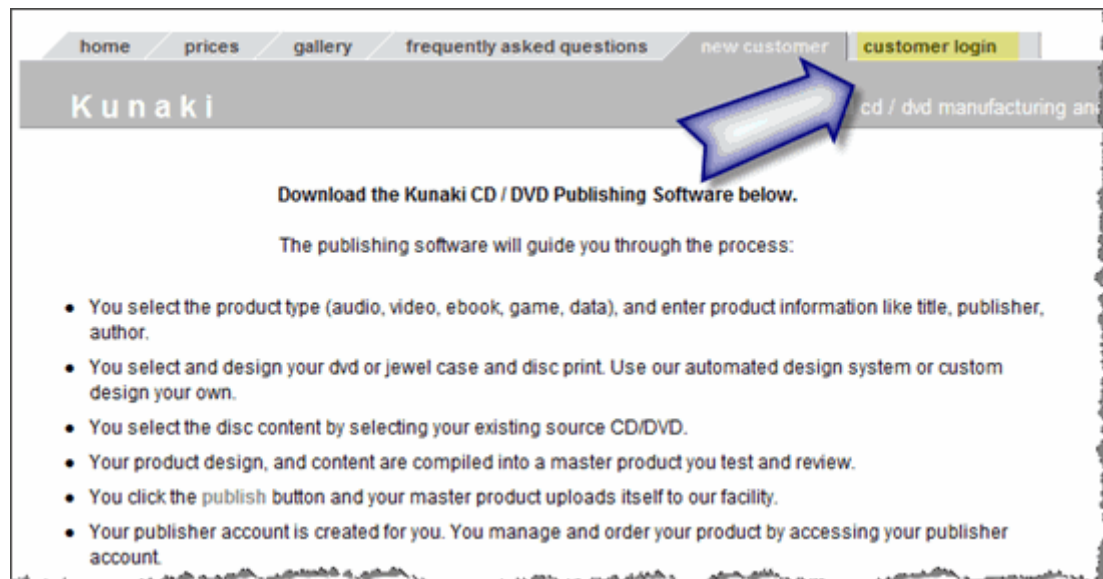
Okay, you're almost done!

If everything has gone to plan an upload screen should now appear, and your swanky new DVD or CD will fly off to the Kunaki.

How long this takes will depend on the size of your file and the speed of your internet connection, but to give you an idea I uploaded the [24 Hour Product Creation](#) DVD in about 3 hours.

Once your file has uploaded 100% you can now get on with the much more fun business of shipping this out to your customers!

Quick Start Kunaki



Visit Kunaki.com and login using the account details you created when publishing your file, and you should then see the product you've uploaded listed in a similar format to below.

(below is a screenshot of my account which contains [Automatic Traffic Blast](#), [24 Hour Product Creation](#), and the [Super List Building System](#))

your products						
status	creation date	product id	title	manage/ configure/ order	accounting	delete product
Active	Aug 25 2008	PX00G2ZEPH	Super List Building System Webinar #4	click here	accounting	delete
Active	Aug 25 2008	PX00ZZZCSK	Super List Building System Webinar Transcripts	click here	accounting	delete
Active	Aug 24 2008	PX00YDV918	Super List Building System Webinar Bonus #1	click here	accounting	delete
Deleted	Aug 22 2008	PX00ZIXAPF	Super List Building System Webinar #4		history	
Active	Aug 22 2008	PX00Z8KZ9H	Super List Building System Webinar #3	click here	accounting	delete
Active	Aug 20 2008	PX00ZRVUJU	Super List Building System Webinar #5	click here	accounting	delete
Active	Aug 20 2008	PX00GK35Z	Super List Building System Webinar #6	click here	accounting	delete
Active	Aug 20 2008	PX00Z7CP9H	24 Hour Product Creation	click here	accounting	delete
Active	Aug 4 2008	PX00ZL8F9F	Super List Building Webinar #2	click here	accounting	delete
Active	Aug 3 2008	PX00Z2DU7B	Super List Building System Webinar #1	click here	accounting	delete
Active	Aug 2 2008	PX00Y1T3GF	Automatic Traffic Blast	click here	accounting	delete

[The Lee McIntyre Newsletter](#)

Hype Free Internet Marketing For REAL People

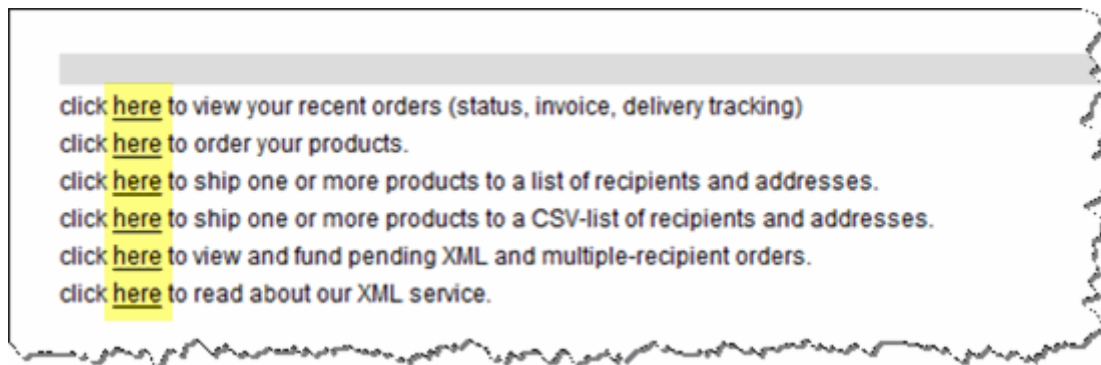
Quick Start Kunaki

At the bottom of this screen you'll notice the options below.

I'll let you play around with these yourself, but let me explain how I currently have my system setup.




Let's say I receive an order for my popular Super List Building System, which contains 8 DVDs.

I'd click the link next to *'ship one or more products to a list of recipients and addresses'*.



I'm then taken to a screen that lists all of the products I have uploaded to Kunaki, and from here I can select which DVDs I want to be included in an order shipment.

Quick Start Kunaki

	Super List Building System Webinar #4 Quantity: <input type="text" value="1"/>
more info	
	Super List Building System Webinar Transcripts Quantity: <input type="text" value="1"/>
more info	
	Super List Building System Webinar Bonus #1 Quantity: <input type="text" value="1"/>
more info	

The quantities listed are per shipment, so if I was sending out the [Super List Building System](#) I'd select 'one' copy of all 8 DVDs.

If I then click submit it takes me to the order submission screen, and at the top I can see which DVDs are to be included in the package, and below this I can see the fields where I enter the recipients names and addresses.

Quick Start Kunaki

1 unit(s) 1 unit(s) 1 unit(s) 1 unit(s) 1 unit(s) 1 unit(s) 1 unit(s) 1 unit(s)

PX00G2ZEPI PX00ZZZCSK PX00YDV518 PX00Z8KZHH PX00ZRWUCU PX00QBI35Z PX00ZL8FWF PX00Z2DJ7B

Name:
Company (optional):
Address:
Address (optional):
City:
State/Province:
Zip/Postal Code:
Country:

Please use the following country names:

- Argentina
- Australia
- Austria
- Bahrain
- Belarus
- Belgium
- Brazil
- Bulgaria
- Canada
- Chile
- China

Please use state abbreviations:

- AK
- AL
- AP
- AR
- AZ
- CA
- CO
- CT
- DC

Here you simply need to enter the details of everyone you want to receive this package. I normally only enter 6 or 7 recipients at once as when I tried to enter more than that one time the screen timed out and I had to start again!

(and let me tell you that this was triple frustrating!)

Ship orders to USA addresses with:

Ship orders outside the USA with:

Once you've entered the names and addresses for your recipients you need to choose your shipping options at the bottom of the page. To get up-to-date information about the cost and duration of shipping click 'prices' on the Kunaki homepage.

Once you've selected your shipping method click 'next' and it will then say 'order accepted'.

And that's it!

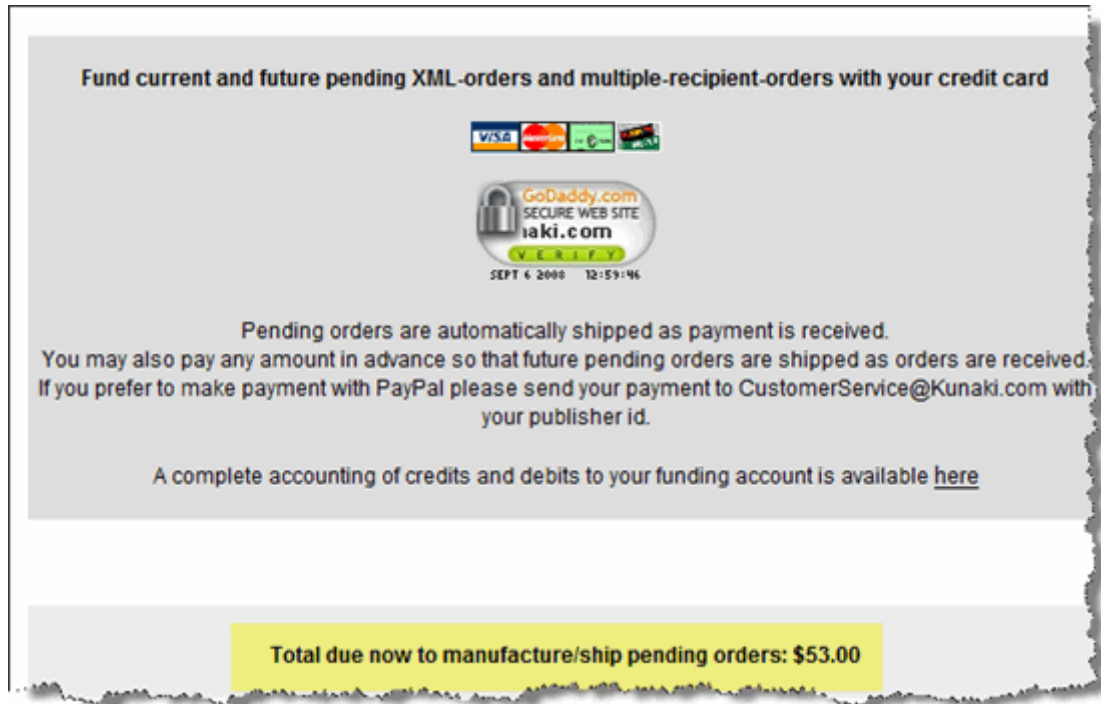
Your order is now good to go and all you have to do is pay Kunaki the cost of production and shipping and they'll have your product out the door within 24 hours.

[The Lee McIntyre Newsletter](#)

Hype Free Internet Marketing For REAL People

Quick Start Kunaki

(and of course the best part is that these are products you've already sold meaning you don't pay Kunaki until you have the money in your pocket!)



To pay the balance simply enter your credit card details, click submit, and Kunaki will take care of the rest for you.

(much better than holding stock and posting it yourself don't you think?!)

Final Thoughts



Hopefully by now you can see the enormous benefits that adding physical products to your business can bring.

You'll be able to sell your products for a higher price, leave your customers happier as you deliver a 'WOW' experience, and you'll be able to differentiate yourself from most of the competition too.

I know that creating your own DVD product might seem intimidating, but really when you break it down it isn't that much more complicated than selling a downloadable product.

(and at least you don't have to worry about people illegally accessing

[The Lee McIntyre Newsletter](#)

Hype Free Internet Marketing For REAL People

your download page!)

I really do hope that you've found some value in this tutorial, and it's my hope that you'll now go away and get stuck in and that you too will be selling physical products in just a few weeks time.

If you do want to create your very first physical product but, you don't yet have any type of product to sell, then you might want to check out my 24 Hour Product Creation course where' you'll discover how to create your own hot selling information products in 24 hours or less.

Click [HERE](#) to check it out now...

Good luck and with your DVDs and if you have any questions just drop by my blog! :)

Lee McIntyre